



**November 2024 • Celebrating Our 59th Year!**



## President's Message

*“Art is the longing of the soul for something better than itself.”*

– Friedrich Nietzsche

The above quotation affirms the Guild's purpose: *“... to unite those who have an interest in art and wish to work together to promote creative expression and foster artistic development.”*

As your Guild President, I look forward to helping you create a brighter future for your art with the Guild. The new year gives us the opportunity to renew and further our artistic development. With that in mind, I look back at 2024 and what we have accomplished. Along with our monthly competitions and demonstrations, we:

1. Enjoyed a wonderful art critique from George Rivera;
2. held a Silent Auction of members' unused art materials and donated the profits to the Guild;
3. presented our Annual Art Show to the public at the Triton;
4. had fun with our annual mini pumpkin decorating contest;
5. welcomed new members;
6. established the Emerging Artists Gallery for those new to creating art. This group will have the opportunity to exhibit monthly during our membership meeting but without the stress of competition until they feel ready to do so;
7. starting in February, we will embark on Group Art Projects.

Although there were many positive activities, we lost a longtime member. Marlene Bird's input and support with Guild activities will be remembered by many of us. I first met Marlene during a workshop at University Art when it was located in San José. Her love of painting was infectious and inspirational. We will miss her but will keep her memory and artwork close in our hearts.

On December 7, we will hold our Holiday Potluck Meeting, exchange Artist Trading Cards, and hold the final monthly competitions for 2024. Remember that Guild membership renewals are due by December 15. See Page 9 for particulars.

During these holidays, our souls yearn for peace, love, joy, and hope for a new and better world.

Wishing you and your families all the best in the New Year!

*Diann Klink • President*



## In This Issue!

In Remembrance.....	2
Monthly Competitions.....	3
Mini Pumpkin Decorating Contest.....	4
Calendar of Events .....	6
October 26 Demonstrator .....	7
Emerging Artists Gallery .....	8
2025 Membership Renewals .....	9
Product Review .....	10
Join Paint Share Group.....	11

**“If I had a flower for every time I thought of you,  
I could walk in my own garden forever.” – Alfred Jennyon**

## Remembering Marlene Bird

**Our** friend and art colleague, Marlene Bird, passed away on Saturday, November 2 from complications arising from a fall in her home the week prior. She turned 84 years young on August 16. The following is how I will remember this amazing and resilient woman.

It was in 2002 that we first met in my dining room to discuss cartoons for the San José Chevy Club’s promotional products. You became my client, but a friendship soon blossomed and I found you were an artist, too! How serendipitous was that! You were a Guild member since 2009 and encouraged me to join for which I’m very grateful. You created beautifully stunning watercolors that



*“A Taste of Orange”*

were acknowledged, and rightfully so, with many accolades over the years. You stepped up to serve fellow Guild artists as our Vice President and President presiding skillfully over meetings, and were a steadfast participant in our Annual Art Shows. For many years, even after retiring as a very successful realtor with Coldwell Banker, you continued to dedicate your time and organizational skills to the Guild and to the San José Chevy Club in organizing its successful *Annual Car Show, Toy and Food Drive* every November.

You were a force of nature! You learned very early in life that you could do anything if you put your mind to it. You were a polio survivor from childhood but didn’t allow your physical disability to deter you from living life to its fullest. You were a survivor and you thrived! I had such admiration for you. You were also wise and I was always thankful to receive your counsel.

I need to talk with you, Marlene! I’m now unable to give you my weekly call and just chat about, well, sometimes absolutely nothing of importance; just wanting to talk with you. I can still hear your voice ending our chats with *“Love you friend.”* I’m left with cherished memories of our many fun adventures over the years and time spent together; memories that are now indelibly embossed in my heart with your passing.

It was an honor to know you and to have your friendship. I will never forget you.

Love you friend,  
Barb



*“Joy”* • First Place  
21st Annual Art Show





# Monthly Competitions • Artist of the Month

Thank you to all our talented artists who participated in the **October 26** competitions for Artist of the Month and Blue Ribbon Gallery. The first place ribbon recipient in Artist of the Month is now eligible to enter into the Blue Ribbon Gallery in December.



**First Place • Liyuza Eisbach**  
*Frost Bite • Acrylic*



**Second Place • Elton Glover**  
*Depths • Acrylic*



**Third Place • Miranda Collet**  
*Manflower • Watercolor*

## Blue Ribbon Gallery

**Smruti Kurse**  
*Lost • Pen & Ink*




# 2nd Annual Mini Pumpkin Decorating Contest

The Guild's 2nd Annual Mini Pumpkin Decorating Contest was held at our October 26 Membership Meeting and was once again a fabulous success! Voting for the creative entries was difficult as they were all wonderfully unique.

First, Second, and Third Place prizes were presented: Halloween bags filled with fun Halloween items. Thank you, everyone, for participating in this very fun seasonal competition. – *Editor*

## The Entries ...





## 2nd Annual Mini Pumpkin Decorating Contest (cont.)

### The Prize Recipients ...



**First Prize** • Eija Friedlander  
*Birdie That Did Not Fly South*



**Third Prize** • Barbara Niemann  
*Wanda, the Wacky Witch*




**Second Prize** • Serena Murray  
*Pumpkin People*



*Guild Members Serena Murray (left) and Miranda Collet attended in full costume!*

# 2024-2025 Calendar of Events



## Meeting facility opens at 12:30 p.m.

Submit art for competitions: **12:30–12:45 p.m.** Register your original art directly with Awards Chairs Elton Glover and Dave Eisbach at the speaker's podium.

**November** – No meeting. Happy Thanksgiving!

### December 7

- Holiday Potluck Party!
- Renew Your Membership Today! Deadline = December 15
- Elect Officers for 2025
- Artists Trading Cards Exchanged
- **Final** Artist of the Month Competition for 2024
- **Final** Blue Ribbon Gallery Competition for 2024
- Emerging Artists Gallery Continues
- No demonstrator this month

### January 25, 2025 • Happy New Year!

- Membership Renewals (see Page 9)
- 2024 Artist of the Year Competition
- BEGIN 2025 Artist of the Month Competition
- **Demonstrator:** TBD

## Festive Holiday Potluck Meeting! Saturday • December 7 • 12:30–3:30 p.m.

### Holiday Potluck

- Bring a savory dish to share with serving utensil.
- Bring your plate, eating utensils, glass, and a bag to take your soiled dishes home.
- Dessert will be provided by the Guild.
- Festive holiday decorations are courtesy of our Hospitality Chairs.

Please create no more than two (2) ATCs and bring them to the meeting. The cards will be put on display prior to the time we start trading and then transferred to their own envelopes for trading. Those who created ATCs are eligible to exchange them until there are none left to exchange.

**Start now in creating your ...**

### Artists Trading Cards (ATCs)

Artists Trading Cards are original works of art that are created on 2.5" x 3.5" pieces of material the artist chooses (e.g., canvas, paper, board, ...) in any medium chosen. It would be great if everyone participated to help make this a fun part of the meeting's festivities.

### Examples of past ATCs:





# Jenna Hobbs

## Interpreting Hollyhocks in Gouache

We welcomed local artist and instructor Jenna Hobbs on October 26 as our demonstrator. Jenna is a talented artist who works in a variety of mediums. She has most recently begun incorporating geometric shapes into her landscapes to show how humans have organized natural landscapes using geometric shapes and forms.

**Gouache** (pronounced *Gwash*) is a water-based paint that is similar to watercolor and acrylic paint; it's opaque and dries to a flat, matte finish.

Jenna came with a prepared sketch on toned Arches 140# watercolor paper, and a preferred color palette of Ultramarine, Cadmium Red, Lemon Yellow, White, Burnt Umber, Burnt Sienna, Magenta, Prussian Blue and premixes of three shades of greens and grays.

In *Figure 1* – She painted the sky (Prussian Blue+White), background trees (olive green mixture+white), and moved forward to apply Hollyhock shadows (Umber+Magenta) and a midtone of Magenta+White for the Hollyhock flowers' base color.

Moving around her canvas, she mixed Lemon Yellow+Ultramarine+White in a variety of shades for the foreground greens; switched to a No. 4 Flat brush for the Hollyhock buds (*Figure 2*). Jenna typically works with three tones: Shadow, Midtone, Highlight. She used Magenta+White for hollyhock highlights, and reserves White for the lightest highlights.

**Interested in trying out gouache paint?** Here are some suggestions available on Amazon:

- HIMI Gouache Set of 36 Colors: \$20
- Holbein Gouache Set of 12 colors: \$49 (Jenna's paint of choice)
- 18 Wells, Palette with Silicone Lid (to keep paints hydrated): \$13

**Substrates:** Arches Watercolor Paper, Illustration Board, and Canson Gray-toned Paper.

**Brushes:** Jenna is not particular. She walks down the brush aisle at an art store and uses her intuition. Visit her website: <https://www.jennahobbs.com> to view the vast array of her beautiful works of art.

– Editor



*References photos.*



*Figure 1*



*Figure 2*



*Jenna's finished painting, "Hollyhocks."*

# The Emerging Artists Gallery

## Calling All Art Newbies!

Starting at our October 26 Membership Meeting, Guild members new to creating art are invited to display their creations gleaned from their workshops and online courses, including those learning on their own through books and practice.

### The Emerging Artists Gallery

1. The purpose of this gallery is to encourage beginning artists to participate and share their art.
2. The Emerging Artists Gallery is **not** a competition.
3. Art created in workshops, classes and through books is the focus.
4. Artists sharing their works in this gallery are encouraged to provide information on the workshop/class, their instructor, and the medium involved in their ongoing art journey.

### 27th Annual Art Show

Emerging Artists will be eligible to participate in the Guild's 27th Annual Art Show. Although no ribbons will be awarded, they will have the opportunity to exhibit to the public with a special exhibit space on the gallery walls.

By providing this outlet, the Guild hopes that after a calendar year of this activity, these artists will develop the confidence and desire to create art on their own and move into the Guild's monthly competitions, and to qualify for the chance to win a ribbon in the 2026 28th Annual Art Show.



## Become a Member of the Triton Museum of Art

### Benefits of Membership

1. Discounts and priority registration on education classes.
2. Invitations to Membership Appreciation events.
3. Free admission to monthly Triton Book Club.
4. Member's Discount to Art History Lectures.
5. Personalized Membership Card.
6. 10% discount in the Museum Store.
7. Membership fees are tax-deductible to the extent allowed by law [501(c)(3) nonprofit; Tax ID: 94-6122076].

### Types of Membership

Student = \$10  
Senior (62+) = \$20  
Individual = \$40  
Family = \$55

A membership provides you with opportunities you wouldn't have otherwise. It's a great way to connect with the art world.

<https://www.tritonmuseum.org/membership>



# Group Art Projects



The **Spring Group Project** will start **February 22** wherein artists will have three months to create one of three randomly selected themes from the list below to be presented at the May 24 Membership Meeting.

1. People and Figures
2. Still Life
3. Wildlife
4. Landscapes
5. Waterscapes
6. Florals and Gardens
7. Domestic Animals
8. Abstract
9. Cosmic
10. Fantasy
11. Skyscapes
12. Self Portraits
13. Expressing Joy
14. Expressing Love
15. Expressing Power
16. Light and Dark  
(palette or feeling?)
17. Insects
18. Climate Change
19. Seasons/Weather
20. Impressionism
21. Pop Art
22. Cubism
23. Surrealism
24. Graphics
25. Collage

## How to Participate

- Participation is not mandatory.
- Artists may use any medium to interpret the selected theme on any substrate.
- Art will not be judged but if it's entered into a monthly competition, will adhere to the competition rules.
- No ribbons or awards will be presented.
- No framing is necessary but your art must be dry to handle by the specified deadline.
- If creations are made using dry media or water media on paper, the art should be under a matt for protection and, if available, a plastic sleeve.
- Artwork is presented to membership three (3) months from the date announced.
- Artists will share their finished art to membership; how they approached the project, medium used, etc.
- The use of copyrighted photos from any source is prohibited.
- Art created in workshops or online courses is prohibited.

## 2025 Membership Renewals Are Due December 15

**Renewals not received by the  
Treasurer by December 31  
will be considered delinquent.**

\$50 Active • \$25 Associate (noncompeting)

Make your check payable to  
**Campbell Artists' Guild**  
(MEMO: 2025 dues)

**Hand your check to or mail it to:**  
*Guild Treasurer*

## Competitions Briefly Explained

***Please read the Bylaws for complete information***

### Artist of the Month (AOM)

New Active members must attend one meeting before being eligible to compete. During the calendar year, ongoing Active members must attend at least one of three consecutive meetings prior to a competition.

### Blue Ribbon Gallery (BRG)

Active members who have won a blue ribbon in the AOM competition (January–December) and who have attended at least one of three consecutive meetings prior to this competition are eligible to compete in the BRG for the remainder of the year. Previously awarded art from any AOM competition is not permitted.

### Artist of the Year (AOY)

The AOY is held at the January Membership Meeting. Active members who have won a blue ribbon in the BRG, must attend at least one of three consecutive meetings prior to this competition for eligibility to compete.

Blue Ribbon Gallery ribbon recipients may enter a new or a previously awarded piece of art for this competition. First, second and third place ribbons are awarded at the January Membership Meeting.



## “Oh, my goodness! What was I thinking?”

Mistakes happen. The oil painting you had originally envisioned has morphed into, well, not what you had expected. There's help, so don't throw away that canvas!

If you're an oil painter, you can take that cured painting and apply a thin layer of Gamblin® Oil Ground Gesso and, voila!, you now have a new blank canvas! Here's how it works ...

*First, a disclaimer that this is not a commercial for Gamblin Oil Ground Gesso. I found out about this product searching the internet and gave it a try as I had oil paintings that didn't make my expectations, and I didn't want to trash the canvases. There are other manufacturers of oil grounds: Winsor & Newton and Williamsburg, and I invite you to research them.*

Oil Ground may be used to cover a canvas previously painted in oil; an economical way to reuse your canvases or panels when the painting doesn't turn out the way you had hoped.

Oil Ground may also be applied directly over an acrylic primed canvas or panel to reduce the oil's absorbency; improving color saturation of your oil paints.

Not a fan of a “blank, white canvas?” Oil colors may be mixed into the Oil Ground to create a tinted ground.

To make the most of your tools and time, plan on priming more than one canvas or panel in the same session.

If your painting has been sitting around for some months (or years) gathering dust, wipe it down with a wet lint-proof cloth and let dry before applying the Oil Ground.

### **How to Use Gamblin Oil Ground**

Due to its higher pigment load, Gamblin Oil Ground is thicker than acrylic gesso, and requires less coats and a different application technique.

Oil Ground should be applied in 1-2 thin applications with a palette knife or trowel right out of the can, but may also be thinned with odorless mineral spirits.

After applying the oil ground on my canvas, I immediately followed up with a 4-inch .25” short-nap roller (think Home Depot for an economical 6-pack) to evenly cover the canvas. With one thin coat, you may apply your oil paints in less than five days.

### **Try it – you might like it!**

I have used this product on many older oil paintings with much success. Gamblin Oil Ground provides the perfect platform for oil paints.

### **Easy Cleanup**

Immediately clean up your tools with Gamblin's Gamsol® or other odorless mineral spirits of choice.

– Editor





# Join the Paint Share Group!

Come join this lively and fun group on Zoom where we share our art almost every Saturday afternoon, glean advice and support from each other. Whether you draw or paint, is always of interest. Contact **Diann Klink** to be added to her Zoom invitation.

## Paint Share Group on Zoom • Saturday, November 2



Our October demonstrator, Jenna Hobbs, will be exhibiting at the:

*Flora In Focus Art Show*  
January 11–March 8, 2025

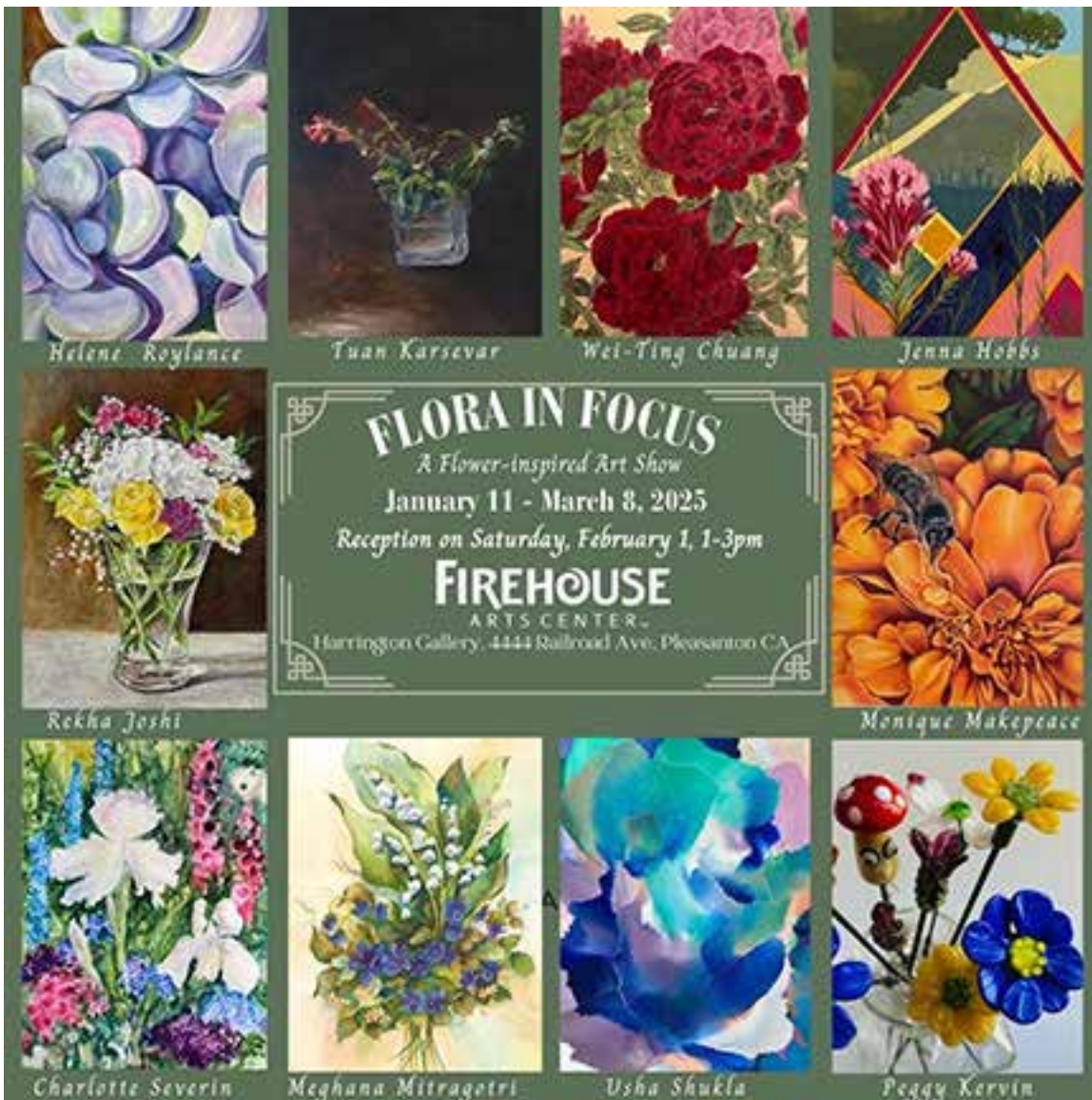
at the

Firehouse Arts Center  
4444 Railroad Avenue  
Pleasanton 94566

Reception on Saturday, February 1 • 1–3 p.m.

<https://www.firehousearts.org>

I know Jenna would appreciate having your support in attending.





## Painting Group @ Cypress Community & Senior Center!

403 S. Cypress Avenue • San José 95117 • 408-244-1353

### ACTIVE ADULTS 50+ • Monday Painting Group • 12:00 p.m. – 3:00 p.m.

This is a drop-in program where artists of every level have the opportunity to paint in a friendly and supportive atmosphere. No instruction will be provided, but you will get advice and encouragement from the group to help you grow as an artist. Bring your own supplies and join us!

Course #	Date	Day	Age	Room	Member/Non-Member
256.2.1907	09/09–12/09	Mon.	50+	5	\$24 / \$32

