



Brush and Palette



Celebrating Our 58th Year! • OCTOBER 2023 • www.CampbellArtistsGuild.org

President's Message ..



"Every child is an artist; the problem is staying an artist when you grow up."

– Pablo Picasso

This quote is so true. How many of us have passed up an art opportunity (or other opportunity) because of the "adult" reasoning about not taking silly chances. We have all grown up trying to impress our parents and friends. If we could just remember what it was like as a child when we first sprouted wings and flew out of the nest. What an amazing trip that was. But we keep returning to the safety of what we interpret as being an adult. I challenge all of you this October to take advantage of a time when you can wear a costume and get away with it!

Let's start out with those pumpkins ...

Possibly by the time you read this, those little guys, girls, black cats and characters will have had their day during our October Membership Meeting's **Mini Pumpkin Decorating Contest**. You may have missed the pumpkins on the catwalk to see who had the best costume!

I always liked to sing the Halloween song I learned as a child:

*Halloween, the witch is riding high.
Can you see her shadow in the sky?
So beware, don't you dare to say a boast, or a ghost,
to your dismay.
Will hear you say that you don't care to say a prayer.
Or it will come and pull your hair!*

It was a fun time giving everyone a demonstration with high flow acrylic paints last month. So many excellent questions from attendees. It has also helped me with new ideas to make my workshop/demonstrations better in the future. I hope to take the demonstration examples into finished paintings and will bring them to a future meeting.



Are you an October baby? Some artists who share your birthday this month:

October 4	Jean Francois Millet Frederic Remington
October 10	Alberto Giacometti
October 22	Robert Rauschenberg
October 25	Pablo Picasso
October 31	Jan Vermeer

Looking forward to seeing you and your art at our October 28 Membership Meeting!

Diann Klink

Monthly Competitions • Artist of the Month

Thank you to all our talented artists who participated in the **September 23** competitions for Artist of the Month and Blue Ribbon Gallery. The first-place ribbon recipient in Artist of the Month is now eligible to enter into the Blue Ribbon Gallery for the remainder of the year.



First Place • Archana Jain
Sunhera Page • Chalk Pastel



Third Place • Elton Glover
Frenetic • Acrylic



Second Place • Patricia Heeney
Los Gatos Creek Trail • Watercolor



Competitions (cont.)



Blue Ribbon Gallery



Liyuza Eisbach
Early Morning • Acrylic



The “Whoo-Hoo!” Awards

Congratulations to Lynn Rogers for receiving an Honorable Mention in LightSpaceTime.art’s Landscape competition in September for her photograph *Alvis Glow*!





2023 Calendar of Events

Meeting facility opens at 12:30 p.m.

Submit art for competitions: **12:30–12:45 p.m.** Register your art directly with Awards Chairs Elton Glover and Dave Eisbach at the speaker's podium.

October 28

- Nomination of Officers for 2024
- Monthly Competitions continue
- Mini Pumpkin Decoration Contest
- **DEMO: Karen Olsen, www.karenolsenfineart.com**

November – No meeting. Happy Thanksgiving!

December 2

- Holiday Potluck Party!
- Elect Officers for 2024
- Artists Trading Cards Exchanged
- **Final** Artist-of-the-Month Competition for 2023
- **Final** Blue Ribbon Gallery Competition for 2023



**GET READY for our
Festive Holiday Meeting!
Saturday • December 2
12:30–4:00 p.m.**

Please create no more than two (2) ATCs and bring them to the meeting. The cards will be put on display prior to the time we start trading and then transferred to their own envelopes for trading. Those who created ATCs are eligible to exchange them until there are none left to exchange.

Holiday Potluck

- Bring a savory dish to share with serving utensil.
- Bring your plate, eating utensils, and glass.
- Dessert will be provided by the Guild.
- Festive holiday decorations courtesy of our Hospitality Chairs.

Start now in creating your ...

Artists Trading Cards (ATCs)

Artists Trading Cards are original works of art that are created on 2.5" x 3.5" pieces of material the artist chooses (e.g., canvas, paper, board, ...) in any medium chosen. It would be great if everyone participated to help make this a fun part of the meeting's festivities.

Examples of past ATCs:





Business Meeting Minutes

October 12



The meeting was held on Zoom and called to order at 2:07 p.m. In attendance were: President Diann Klink, Vice President Marlene Bird, Treasurer Sharon La Bouff, Programs Chair Jennifer Glover, Secretary Kris Rogers, and Membership/Newsletter Editor Barb Overholt.

Board and Officer Positions for 2024

Nominations for the following positions in **bold** will be held at the October 28 Membership Meeting.

- President Diann Klink wishes to continue
- Vice President Marlene Bird wishes to continue
- Treasurer Sharon La Bouff wishes to continue
- **Secretary** Kris Rogers stepping down
- Membership Barb wishes to continue
- Annual Art Show Barb wishes to continue
- Newsletter Editor Barb wishes to continue
- **Photographer** Looking for a creative member who is able to attend all meetings, take photos of monthly competition award recipients, photos of our demonstrators, and send photos to Barb for inclusion in the newsletter in a timely manner.
- Awards Chairs Dave Eisbach and Elton Glover wish to continue
- **Exhibits** Smruti Kurse stepping down; Diann Klink to continue. More members needed to join committee to achieve successful results.
- Hospitality Chairs Smruti Kurse and Serena Murray wish to continue
- **Programs** Cathy Down stepping down; Jennifer Glover to continue. Enthusiastic partner needed in recruiting artists for our monthly demonstrations.
- **Publicity** Barb currently updates our Facebook account. Seeking member(s) with computer skills to increase our organization's visibility (e.g., Instagram, ...).
- Website Lynna Jirpongopas; waiting for response.
- Communications/Outreach Laura Sternberg wishes to continue.

2023's Holiday Potluck Meeting • Dec. 2

Artists Trading Cards – Marlene initiated a discussion as to whether numbers should be drawn and trading cards chosen versus having a random drawing as in past years. The Board decided to continue random drawing to avoid hard feelings. Members will show which cards they selected and trading will be allowed if both parties agree.

Canopy for Sale – The Board discussed the purchase of a used 10'x10' canopy with 14 8'x4' grids and fabric side panels at an incredible price of only \$100. Unfortunately, due to storage limitations and the strength of its members in order to assemble, the Board decided not to purchase. An announcement will be made at the October 28 Membership Meeting offering the purchase of this canopy to membership.

Annual Art Show's People's Choice Award will be announced at the next meeting provided the winner is present. Otherwise, the award will be announced at the Holiday Potluck Meeting on December 2.

Programs Report – Upcoming Demonstrators

Karen Olsen (October), Julia Seelos (January), Denise Howard (February), Paul Kratter (March).

Treasurer's Report – Bank of the West merged and is now Bank of Montreal (BMO). BMO is charging \$6/month to mail statements. Sharon prefers a paper copy which she keeps in a file for transparency reasons and to easily pass on info to a future treasurer. It was suggested by several members that setting up an online account would be more than adequate where monthly statements could be accessed and downloaded to a flash drive. Additionally, another Board member could be

Continued next page

Business Meeting Minutes • October 12 (cont.)

given online account access if needed. Sharon will investigate getting an online account for the Guild.

Website Updates – Lynna has done a great job updating our website and we appreciate her efforts. She is very busy and seems challenged to answer emails regarding updates. Barb will send the last of the 2023 updates to her in November. In order to assist Lynna, we're seeking an additional knowledgeable individual to help update our website.

Annual Art Show Rosette Ribbons – Marlene was curious about the piece of metal affixed to the back of the awards ribbons. Kris mentioned that the metal can be bent with your fingers or a pair of pliers and hung over the awarded art. Our ribbons in the past were from a different vendor and that vendor no longer carries the rosette ribbons we desire.

Meeting was adjourned at 3:10 pm.

*Respectfully submitted,
Kris Rogers • Secretary*

Your Board Members on October 12 via Zoom.




Down Memory Lane



Guild members Sharon La Bouff and Barb Overholt met up at the entrance to the "Beyond Van Gogh" exhibit held at the San José Convention Center and immersed themselves on September 27, 2021. What fun to share this special event with an art friend!

Happy Birthday!



October

Anna Garcia • Kay Higdon • Laura Sternberg

November

Jennifer Glover • Karen Polyak

December

Donna Lucas • Barb Overholt • Pat Smith



2024 Membership Renewals

Renew your Active membership before January 1 to participate in our monthly and special competitions starting January 27, 2024.

Competition Restrictions Apply:

Artist of the Month (AOM) – New members must attend one meeting before being eligible to compete. During the calendar year, Active members must attend at least one of three meetings immediately prior to any competition to be eligible to compete.

Blue Ribbon Gallery (BRG) – During the calendar year, Active members who have won a first place ribbon in the AOM competition (January–December) and who have attended at least one of three meetings immediately prior to this competition are eligible to compete in the BRG for the remainder of the year. Previously awarded art from any AOM competition cannot be submitted.

Artist of the Year Competition (AOY) – This competition is held at the January Membership Meeting. During the calendar year, Active members who have won a first place ribbon in the BRG, must attend at least one of three meetings immediately prior to this competition to be eligible to compete. First place ribbon recipients in the Blue Ribbon Gallery may enter a new or a previously awarded piece of art for this competition. First, second and third place ribbons for AOY are awarded at the January Membership Meeting.

Make your check payable
in the amount of \$50 (Active) or
\$25 (Associate noncompeting) to
"Campbell Artists' Guild"
(MEMO: 2024 dues)

Hand your check to or mail it to:

Guild Treasurer
1109 S Daniel Way
San José, CA 95128

Accessing Your Abstract Artist's Soul with Diann Klink

Part 5: Painting with High Flow Acrylics


We welcomed Diann back on September 23 for another wonderful demonstration this time using high flow acrylics. She provided everyone with a handout that included the art supplies she used in this demo.

With high flow acrylics, a variety of colors are available in single pigments, fluorescent, and iridescent colors and have an ink-like consistency.

- They can be mixed and blended with other types of acrylics including fluid and heavy body.
- Great for pouring and dripping methods; can go directly from bottle to airbrush or pen.
- Should allow pours to dry for 24-72 hours before moving or adding additional color layers.
- Can be used to tint gesso; staining or painting large areas; perfect for underpainting and washes.
- Great for mixed media painting. Once dry, won't bleed or move so you can use other paint or watercolors over it.
- Contains some retarder which gives you a moderately slow drying time.

Diann worked on three canvases using different application techniques: pouring/dripping/splattering from paint bottles, use of pipettes, straws, brushes, palette knives. Diann also discussed safety considerations and cleanup.

Thank you, Diann, for a fun and informative demonstration!
You may view Diann's beautiful works by visiting www.diannklinkfineart.com



6x6
Demonstration Canvases



11x14
Demonstration Canvas



Coming October 28 ...

Mini Pumpkin Decoration Contest!

*Join the fun at our October 28 Membership Meeting
when we will hold this festive seasonal contest!*



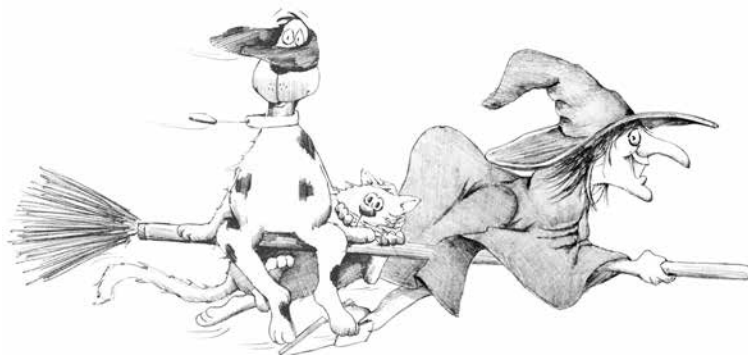
Examples of a past competition. Photo by Diann Klink.

Contest Rules

1. Decorate a small pumpkin (height of 6" or less).
2. Pumpkin must be a real one.
3. One entry per person.
4. Must be an original work of contestant – no stencils or kits permitted.
5. Use any kind of material to portray a character or theme.
6. No carving of pumpkin allowed.

Prizes ...

1. All who attend the October 28 Membership Meeting will vote once for their favorite mini pumpkin.
2. Those with the most votes will be awarded a prize for First-, Second-, and Third-Place.
3. Photos will be taken of all entries together including a photo of the recipients of a prize and their entries and will be included in the November issue of *Brush and Palette*.



An Oil Painter's Dilemma with Alkyd Resins

As a oil painter, sometimes there's a need to "oil out" in areas of your art that appear dull compared to the other paint on your canvas. Enter Gamblin Oil Color's recipe for oiling out:

50/50 of Galkyd Medium and Linseed Oil

I made a small amount of this recipe back in October of 2022 and then I needed to make the recipe again in August of 2023. I had the unfortunate dilemma to find that my Galkyd had gone from a liquid state to a congealed state making it completely unusable. I had bought the 8.5 ounce bottle of Galkyd on Amazon and since my 30 days had long expired for a refund, I decided to take my chances and contacted Gamblin directly online. I have never been more pleased with such a quick and helpful response from a vendor!

Mary Tevlin, Gamblin's Product Expert, immediately responded the next day via email with suggestions on helping to maintain alkyd resin mediums' consistency once the factory seal is removed. **Mary offered to replace the bottle of Galkyd at no cost to me including shipping.** I took her up on her offer and it arrived in a couple of days. Now **this** is customer service at its best!

Gamblin painting mediums (Galkyd, Galkyd Lite, and Neo Megilp) are made with alkyd resin (a polymerized soybean oil) and Gamsol® (a mild odorless mineral spirit). Once the factory seal is removed from a new bottle, the drying process is initiated.

Alkyd resin dries first by solvent evaporation, then by oxidation so the introduction of air space into a newly opened bottle permits some solvent evaporation and drying even with the cap tightly secured. As the medium is used over time, the amount of air space in the bottle becomes greater causing the remaining medium to dry out more quickly.

Here's what you need to know!

1. Make sure the cap is securely fastened and store the bottle **upside down**. Gamblin's tests have shown that storing the bottle upside down creates the best vapor lock limiting air flow in the solvent evaporation process.
2. Check the viscosity of your medium **before every use** by tipping the bottle. If the medium appears to have thickened even slightly, add a small amount of Gamsol and shake thoroughly until it is restored to its original consistency. Managing the viscosity of the medium from the moment it is opened will ensure the longest shelf life possible.
3. If a larger sized bottle of painting medium is drying out before you can use all of it, consider purchasing a small size next time.
4. When decanting medium into a separate container, pour out only what you will use in a single painting session.
5. Wipe the bottle cap's threads clean after every pour.
6. Gamblin bottle caps come with a liner – make sure this insert remains in the cap to ensure an airtight fit.
7. Store painting mediums in daylight to maintain their lighter color. All drying oils and alkyd resin mediums will deepen in color when stored in the dark.



So now you know!
Direct from Gamblin's product expert
at <https://gamblincolors.com>

– Newsletter Editor



*Attendees at the September 23 Membership Meeting
patiently await Diann Klink's demonstration.*

