

Thank you ...

... to our members, their families, and friends who participated in and showed support for our artists by attending our Opening Reception for our 24th Annual Art Show via Zoom where talent was recognized and awards were presented by juror Vanessa Callanta, Associate Curator for the Triton Museum of Art. Thank you, Vanessa, for accepting our invitation to jury our artists' works; we valued your experience and expertise in this endeavor!

Our appreciation to Award Chair Elton Glover for coordinating the art and creating the special voting link for the juror to view, select, and comment upon. This took a great deal of time, thought, and talent in making this happen – cue applause! Thank you to the Annual Art Show Chair Barb Overholt for assembling the art images, creating the slideshow, and preparing the award ribbons.

On the following pages are the seven categories that were represented along with the juror's comments. Look to our website in the coming weeks where we are hoping to showcase these artists.

In This Issue ...

	Page		Page
Annual Art Show Results	2-6	In-person Membership Meeting Info.....	11
Monthly Competition Results.....	7	Business Meeting Report.....	12
President's Message	8	Special Announcements.....	13-14
Rebecca Holland Demonstrator.....	9	Membership Renewal Information.....	15
Holiday Potluck Membership Meeting.....	10	Board Members & Officers	15

Watercolor

First Place • "Tahoe Reflections" • Barbara Niemann

"Very nice color palette and composition. Good use of the medium."




Second Place • "Old Salzburg" • Patricia Smith

*"Lovely scene.
Great light, shadows, and reflection in the water."*



Third Place • "South Bay Hills" • Lynn Rogers

*"Simple and elegant; good brushwork.
I like the bold blue as well."*



Oil

First Place • "The Snooze" • Barb Overholt

*"Great detail (cat's fur, whiskers, and worn edges around the books), and wonderful character.
Great composition and color palette as well."*

Oil (cont.)

Second Place • "Hibiscus" • Smruti Kurse

"Great brush strokes and love the different tones of red throughout; contrasts very well with the greens and blues in the piece."



Third Place • "Autumn Begins" • Barb Overholt

"I feel like I'm in this field and can smell the rain coming. Lovely lighting and subtle textures."

Photography



First Place • "Paradise Sky" • Elton Glover

"Beautiful, calm scene with striking colors. I enjoy the reflection of light on the waves."

Second Place • "Moonlit Inca Ruins" • Kris Rogers

"Great sense of scale; nice composition (really draws your eyes up to the sky)."



Photography (cont.)

Third Place • "San Francisco Sunset" • Jennifer Glover

"It's almost like an abstract painting – simple but effective colors and textures, interesting "lines" in the clouds."



Mixed Media



First Place

"Identify the Crow" • Jude Tolley

"Very nice detail, interesting composition, good movement in the flying crows."



Second Place

"The Flower Garden" • Sharon La Bouff

"I like how it looks like stained glass; a great concept for a garden (flowers are beautiful and fragile like stained glass)."



Third Place • "Bohemian Scene" • Lynn Rogers

"Fun and bright color palette; nice bold brush strokes."

Alternate Mediums

"Precious Jewels" • Smruti Kurse

"Very nice, fun "snapshot." Great detail and expressions."




Acrylic



First Place • "Strata" • Elton Glover

*"Wonderful texture and lines. Great movement!
Gives me impressions of topography, ocean waves, and outer space."*



Second Place

"Jackson Pollock Meets Albert Einstein"
Denise Wik

*"Fun piece combining two geniuses in
different fields. Nice bold, bright colors."*



Third Place • "Wilderness" • Liyuza Eisbach

"Good use of depth. An enjoyable, serene scene."

Charcoal • Ink • Graphite Pastel • Colored Pencil



First Place • "Gool-buhaar" • Smruti Kurse

"The lines and textures give the piece a nice movement. Great depth of color in the leaves and shadows."



Third Place

"Ray and His Granddaughter"
Jude Tolley


*"Great emotion. A lovely scene.
Simple but effective line work."*



Second Place • "Stranger Things" • Diann Klink

"Very interesting work. I see scenes of nature but also neurons. Great colors."

Best In Show



"The Snooze" • Barb Overholt

"This work is very well done with regards to composition, technique, detail, and color palette. It is a believable snapshot of a simple, yet lovely subject.

The cat and books both look well-loved.

A great piece overall."

Monthly Competitions • *Artist of the Month*

Thank you to all our talented artists who participated in the October 22 competitions!



First Place • Jude Tolley
Energetic Trees • Pastel



Dave Eisbach
Austrian Town Home • Acrylic



Second Place • Liyuza Eisbach
Haven • Acrylic



Barb Overholt
September Sunrise • Oil



President's Message

"It's so fine and yet so terrible to stand in front of a blank canvas"
– Paul Cezanne

What an fantastic art show reception we had!

I was so amazed at the art that members submitted this year. Many of you outdid yourselves – I think it's the best show we've had since I've been a member. Of course, it would have been much better if it had been "live" but that will happen next year! By the time you read this we will have had our first meeting in person since the pandemic began. And don't forget to prepare for our December holiday potluck. Lots of fun, food, and artist trading cards!

Safety in the Studio and in the Field

I would like to address an issue that is very important for all artists – safety in using art-related products. Just recently, I had an experience which should not have happened. I was preparing to use a spray varnish outdoors on one of my acrylic paintings. The spray nozzle was clogged so I tried to unclog it using a pin. Didn't work. I removed the nozzle and tried to unclog it directly from the opening in the can – not a good idea. I ended up depressing the opening which caused it to spray directly onto my face. Thank goodness I had glasses on and a mask over my nose and mouth but I still got varnish in my hair, a little on the side of my face and quite a bit on my glasses. I quickly washed off what was on my face and hair with hand soap as it was the nearest thing I had by my sink. I certainly didn't want the varnish to dry. I then tried to use the soap to clean my glasses, but that wasn't working very well. The next step was to use baby shampoo on my face and hair. Then I used Dawn® dish detergent on my glasses; that worked but required multiple efforts followed up by regular eyeglass cleaner. But I could still feel stickiness in my hair so I also used Dawn in my hair. After all, it's used to clean wildlife that's been exposed to oil spills. That was followed up by a clarifying hair shampoo. Just to be on the safe side, I also used eyelash cleaner. What an effort. As to my painting, I used a different varnish that was not clogged.

I have presented this to you as an example of how quickly and easily we can get into trouble if not careful with our art supplies. Here are some things we can do for a safe experience:

- When using any spray item, use a face mask and eye covering. I know it's a pain but a lot more pain if you goof up.
- Always use spray varnish outdoors.
- If you use any non water-based paint, wear gloves. Even with gloves, try not to touch your face.
- If you use straws to blow paint around, don't put the wrong end of the straw in your mouth – use eye protection!
- Keep beverages away from your painting area so that you don't try to clean your brushes in the wrong cup.
- If you use dry pastels, wear a mask to keep dust off of your face and out of your lungs.
- Keep your work area well ventilated.
- When using any sharp item, be aware and careful.
- Use the least toxic paint pigments possible.
- Read the safety recommendations on your art supplies.
- Keep pets and children (and maybe spouses) away from your work area.
- Do not store canned combustibles in an extremely hot area. They can explode.



I'm sure there are other safety procedures you may need to take. Understand the supplies which you are using.

Okay, enough preaching to the choir. Looking forward to seeing you and your art at our holiday potluck party!

Diann Klink

Guild Welcomes Artist Rebecca Holland!

We were pleased to welcome Rebecca Holland to our October 22 Membership Meeting where she demonstrated from a reference photo how she paints skies, clouds and foregrounds in her landscapes.

Rebecca's palette consisted of the following colors:

White • Naples Yellow • Raw Sienna • Yellow Ochre • Burnt Sienna

Cerulean Blue • Ultramarine Blue • Payne's Gray

(Windsor Newton's Purple Lake • Violet)

Cadmium Orange and Yellow • Alizarin Crimson

Gamblin products she used consisted of Galkyd Slow Dry, Safflower Oil, and Gamsol.

Starting with a white primed canvas, Rebecca applied a thin first layer of oils using a large brush on a diagonal using a mixture of safflower oil and Gamsol®. She adds safflower oil to keep her colors wet for blending. Once she had established her sky, she dipped her brush in a variety of colors, applying the colors in an upward motion (contrary to the brush's bristles) (Figure 1). She does this to give the clouds a more natural look.

She continued to apply the cloud colors using an upward movement; softened the clouds with upward strokes giving the clouds a wispy and airy feel; added highlights at their bottom. (Figure 2). For the middle ground, she opted for capturing fog before creating the foreground of grass.

Rebecca talked briefly about the option of "oiling out" a painting. You may see a video on how to "oil out" a painting by going to YouTube.com and typing in "Oiling Out Tutorial for Oil Painters by Gamblin." Here you will be given step-by-step instructions. Visit Rebecca's websites www.RebeccaHolland.com and RebeccaHolland.online where her videos may be seen.



Figure 1



Figure 2



Color Print of Photo Reference



FINAL Painting



Festive Holiday Meeting!

Saturday • December 3
12:30–4:00 p.m.

Our meeting will include:

- A fun, social time together with a potluck lunch*
- Electing Executive Board and Officers for 2023
- Exchange Artists Trading Cards (ATCs)
- Final Competitions for 2022 Artist of the Month and Blue Ribbon Gallery
- 2023 Membership Renewal Reminder

*The Potluck Lunch – Don't Forget to Bring ...

1. Your plate and eating utensils.
2. Savory finger food, vegetable dishes, savory salads or savory main dish. *No desserts.*
3. Serving utensil for your dish.

Hospitality Will Provide ...

1. Cups, napkins, liquid refreshment, and dessert.

Exchanging Artists Trading Cards

Artists trading cards are original works of art that are created on 2.5" x 3.5" pieces of material the artist chooses (e.g., canvas, paper, board, ...) in any medium chosen. We would love for everyone to participate and make this a fun part of the meeting's festivities.

Please create no more than two (2) ATCs and bring them to the meeting. ATCs will be put on display prior to the time we start trading and then transferred to their envelopes. Those who created ATCs are eligible to exchange ATCs until there are none left to trade.

Examples of Artist Trading Cards:



In-Person Membership Meetings Resume

Our October 22 Membership Meeting was a success on so many levels – attendance, participation in our monthly competitions, Annual Art Show ribbons were awarded, and we welcomed talented demonstrator Rebecca Holland.

The following information is to remind our qualifying artists of the art submission process for our monthly competitions and to everyone of our meeting format.

In Person Competitions & Submission Process

- Qualifying artists wishing to enter the monthly competitions will continue to submit their art images to the Awards Chairs via email.
- On the **first day of the month**, membership will receive (via email) an “Online Submission Form” with instructions on how to submit art images.*
- Qualifying artists have from the **first to the 15th** of the month to submit their art images.
- Competing artists **must be in attendance** and bring their original art in order to compete.
- Since art images have already been recorded online, Award Chairs will provide each competing artist with a corresponding number or letter to hang on the art and will direct the artists to place their art on the display tables.
- Members and guests will vote using physical voting slips.



December 3 Membership Meeting Time & Format

The following is our meeting format:

- **12:30 p.m.** – Door opens for members and guests.
- Everyone **must** show proof of vaccinations & boosters or have proof on file before entering the meeting facility.
- Wearing a mask is encouraged but not required.
- **12:30–12:50** – Competing artists deliver their art to Award Chairs to acquire a number or letter corresponding to their competition entry at the podium.
- **12:50–1:00**
 - Voting slips distributed
 - Members and guests vote
- **1:00–1:15** – Meeting announcements
- **1:15–3:00** – Enjoy potluck and fellowship.
 - Exchange Artist Trading Cards
- **3:00 – 4:00**
 - Competing artists talk about their art
 - Awards presented
 - Individual photos taken of award recipients for the newsletter.
 - Photos taken and ribbons awarded to remaining Annual Art Show artists.
 - Group photo taken!



Special Announcements



The "Whoo-Hoo!" Award

Congratulations to Kris Rogers!

Her watercolor, "Brick Wall Haberdashery," won Second Place and her pastel, "Miwok Shaman," won Honorable Mention in the Gold Rush Show at the Mariposa Sierra Artists' Gallery in November.

Three of Kris' art pieces "Venetian Afternoon," "Citta Collinaire," and "The Bells Are Ringing in Ana Capri" were accepted into Los Gatos Art Association's Fall Members' Juried Show. Bravo, Kris!



Brick Wall Haberdashery • Watercolor



Miwok Shaman • Pastel

Need to Contact a Board Member or Officer?

Look to the last page of every newsletter for contact information.



Special Announcements

Commissions!

Denis Wik was commissioned by retired artist and teacher, Nancy Izen, to paint her beloved Gigi who had recently crossed over the Rainbow Bridge. Nancy was too emotionally involved to paint her as Gigi was her constant companion after her husband's death before the pandemic. Gigi would comfort Nancy by placing her paw on her hand. Nancy's daughter gifted her two rescue kittens to fill her heart once more.

Gigi • Acrylic, 16x20



Barb Overholt was commissioned by a fabric artist friend to create a portrait trio of Bam Bam, Pebbles, and Coco for her daughter, Michelle, who will be celebrating her 30th birthday in January. The Guinea Pigs have been the saving grace and much comfort for Michelle when she returns home from her extremely stressful position as an RN for COVID patients in ICU.

Bam Bam, Pebbles, Coco
Oil on Gallery Wrap Canvas, 16x12

Barb Overholt was commissioned by Guild Member Elton Glover in creating portraits of wife Jennifer's beloved pets in celebration of her birthday this November.

Angel, Xander, Jasmine, Clancey
Oil on Gallery Wrap Canvas • 24x20



Membership Renewals for 2023

***Renew your Active membership by January 1 for eligibility
to participate in our monthly and special competitions
starting January 22, 2023.***

Make your check payable
in the amount of
\$50 (Active Membership)*
\$25 (Associate Membership)*
to
"Campbell Artists' Guild"
(MEMO: 2023 dues)

* **Active Membership** entitles member to all privileges including participation in competitions and exhibitions.

* **Associate Membership** – encourages member to take an active role in meetings and hold office but does not compete or exhibit.